

# Europlanters



Inspired by Nature

Effective Irrigation  
Solutions for the  
Landscape



0161 449 7900 | [sales@europlanters.com](mailto:sales@europlanters.com) | [www.europlanters.com](http://www.europlanters.com)

Mona Plant Sytem

## Introduction


---

An advanced and well proven subterranean irrigation system suitable for interior and exterior planting applications. The Mona Plant System is versatile, cost effective and environmentally friendly, the perfect solution for any landscaping project large or small.

The Mona Plant System ensures water and nutrients are delivered in the correct quantity to the roots of plants and trees. This results in healthy root development and optimum growth.

- > A subterranean system
- > Manufactured in the UK, all parts are recyclable
- > No mechanical, electrical or moving parts
- > Simple to install
- > Plant's roots absorb water from the Mona tanks as and when they require it. (capillary action)
- > Eliminates over-watering and water wastage
- > Aerates soil
- > Reduces watering frequency

Today the Mona Plant System has been specified and installed on many projects across the UK and Europe for over 30 years.






Mona Plant Sytem

# Inspired by Nature

---



## How it works



The Mona Plant System was developed in Sweden over 30 years ago after extensive research into the growth and success of plants and trees in an urban environment.

Naturally a plant takes on essential water and nutrients from the soil, transporting water through its roots. It does this through the process of capillary action, which occurs when the roots absorbing the liquid are stronger than the force of gravity. The water is then pulled through the soil, direct to the plant's roots absorbing nutrients from the soil on the way. Each yellow tank in the Mona Plant System acts as a water reservoir,

storing water underground to provide essential water and nutrients as and when required. The yellow reservoirs contain internal capillary legs that can irrigate the roots of plants sitting 150mm above the reservoir and within a 400mm diameter. The Mona Plant System provides a more natural pattern of feeding for the plant resulting in stronger, healthier blooms.



Mona

## Plant System Links



Probably the most versatile of all the Mona Plant Systems, the links can be incorporated into a variety of projects and landscape designs. Each yellow tank is connected via a flexible pipe allowing for any configuration of link system to be built into the specification.


- Ideal for interior and exterior landscaping
- Flexible hose connects the tanks for any configuration
- For use in curved and unusual shaped beds
- Gradients are handled with ease
- Perfect for staircases and roof gardens
- Ideal for shallow planting

### Applications

1. Urban Environments
2. Slopes
3. Staircases
4. Large Planters
5. Roof Gardens
6. Flower Beds
7. Roundabouts

Mona

## Plant System Ring



Mona Plant System Rings have been developed specifically after requests from specifiers and contractors wishing to effectively and efficiently irrigate a tree rootball or a planter. It is the most efficient method of ensuring quick establishment and a healthy start for trees and plants.

Mona Plant System Rings have been installed in many projects across the UK and Europe. Particularly suitable for interior landscape projects with large planter installations. Ensures quick establishment of plants and healthy root development, provides a more robust solution to the watering of large trees. Mona Plant System Reservoirs surround the rootball to provide a continuous source of water.

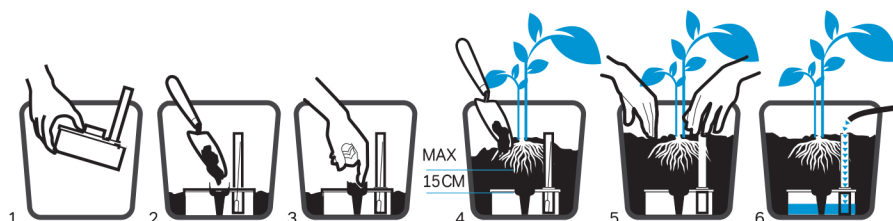
The system forms a ring around the rootball to ensure optimal growth. Ideal for the installation of rootball trees in hard landscaped areas.

- For use in hard landscaped areas with rootball trees
- Install in large decorative planters for consistent watering
- Ideal for deep planting
- Suits interior or exterior landscaping
- Particularly suitable for the establishment of large trees



Mona

## Plantsava



Simple and effective, the Mona Plantsava System is a reliable and natural method of irrigation for plants. Simply install the Mona Plantsava reservoir into the base of a planter or plant pot and leave to let the plant feed itself naturally.


By using the plants natural capillary action and allowing the plants to feed and water themselves you gain bigger, stronger and longer lasting plants. Perfect for all types of planters, both indoor & outdoor, flower beds, window boxes and hanging baskets. An environmentally friendly product: 100% water efficient and made from recycled material in the UK.

There are nine sizes of Plantsava available, each tank can be simply installed at the bottom of the planter where it will act as a reservoir and feed the plant as and when required. The plant will only take on the water it requires and in optimum conditions will require refilling once every six weeks.

- > Interior and exterior landscaping
- > Installed in patio, mezzanine and atrium displays across the UK.
- > Available in a variety of sizes to fit all containers and pots
- > Can be planted at different depths to suit the plants roots
- > Reservoirs range from 1L to 25L

# Plant System Links

Mona Plant System Links	Dimensions (cm)	Water Holding Volume (L)
Link 3	L x W x H 63 x 13 x 6.5	3.3
Link 7	55 x 15 x 10	7
Link 24	90 x 20 x 15	24
Link 77	68 x 15 x 10	8.5
Flexible Connecting Pipes	90cm (L)	
O-Ring	6cm (Dia)	
End Stop	6cm (Dia)	
Filler Pipes	7.5cm – 16cm (H)	



## Installation


1. Measure the area to be irrigated by the Mona Plant System Links
2. Dig down to a depth that allows 150mm of growing medium to sit above each tank and below the plant's roots
3. Lay out the tanks and connect end to end with the flexible pipes and 'O' rings
4. Place an end stop on the final tank in the formation
5. Upright filler pipes should be mounted at the start of the links or a maximum interval of every fifth connected link
6. Back-fill with growing media and plants as per specification
7. Fill with water until the float within the filler pipe rises to the fill level

# Plant System Rings

	Internal Dia (cm)	External Dia (cm)	Water Volume (L)
Ring 24	180	220	96
Ring 77	165	190	28

## Installation

1. Measure the dimensions of the rootball or planter and select the correct size Mona Ring. For bespoke sizes please contact the gtspecifier technical team.
2. Cover with growing media, ensuring there is a 150mm depth between roots/rootball and the Mona Plant System Ring
3. Ensure the upright filler pipe stands proud of the nursery line/planter
4. Back-fill with growing medium and plants as per specification
5. Fill with water until the float within the filler pipe rises to the fill level



\*The Mona Plant System Rings can be adapted to meet your particular project requirement.



# Plantsava Component Parts

	Filler pipe length (cm)	Dimensions (cm) L x W x H	Water Holding Volume (L)	Suitable for Planter Size (L)
MPS Tank 1	21	15 W x 6.5 H	1	2.5-8
MPS Tank 2	33.5	21 W x 6.5 H	2	5-16
MPS Tank 3	33.5	63 L x 13 W x 6.5 H	3.3	8-30
MPS Tank 4	46	24 W x 10 H	4	15-40
MPS Tank 6	59	24 W x 15 H	6	20-60
MPS Tank 7	59	55 L x 15 W x 10 H	7	20-60
MPS Tank 10	59	39 W x 10 H	10	30-100
MPS Tank 24	59	90 L x 20 W x 15 H	24	50-250
MPS Tank 25	59	42 L x 42 W x 21 H	25	75-250

## Plantsava Installation

1. The Plantsava system comprises of a reservoir tank, filler pipe, air cap, float and capillary leg.
2. Insert the capillary leg into the central hole of the reservoir tank.
3. Place the float inside the filler pipe.
4. Insert the filler pipe into the secondary hole within the reservoir tank.
5. Fill the capillary leg(s) with a small amount of growing media
6. Insert the assembled Plantsava into the planter, ensuring the top of the filler pipe is level with the top of the planter.
7. Fill with growing media and plant your choice of plants ensure the depth between the plants roots and top of the reservoir is no more than 150mm.



# Plant System – Optional Filler Caps



Mona Relief Piazza



Mona Relief Vente



Mona Relief Grande Aria



Mona Relief &amp; Relief Grande

## Mona Relief Piazza

A square irrigation unit manufactured from cast aluminium, specifically designed for installation in hard landscaped areas. Can be incorporated into the gt Max Pave Tree Grille for a contemporary finish.

- > Robust & secure
- > Contemporary design
- > Ideal for hard landscape areas



## Mona Relief Grande Aria

A vented irrigation unit that is simple to install, delivers water efficiently. Most commonly used with planter and plant bed applications.

- > Flip top grid inlet for faster filling
- > Cost effective
- > Heavy duty with large water filling capacity
- > Grid inlet limits blockages



## Mona Relief Vente

A popular choice used on many commercial landscaping projects across the UK. Manufactured from cast aluminium, the Mona Relief Vente is decorative, robust and can also be incorporated into the gt Dales Collection of tree grilles.

- > Decorative aluminium finish
- > Robust design
- > Securely screws into place to prevent tampering



## Mona Relief & Relief Grande

The Mona Relief and Relief Grande are both flip top inlets delivering only water and air direct to the plant, shrub or tree roots at a consistent level. Discreet and unobtrusive this cost effective cap option is the tried and tested solution for the Mona Plant System. The Mona Relief Grande option is lockable.

- > Discreet and unobtrusive
- > Integral filter
- > Flip top inlet

